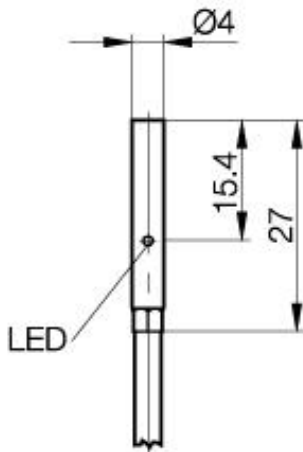


Inductive Sensors
BES 516-3017-G-E4-C-PU-02
D4 x 27
normally-closed
Sn=1,5mm
shielded



Common Data

Mounting in steel	shielded
Rated operating distance Sn	1,5mm
Assured operating distance Sa	0...1.2mm
Repeatability R	≤ 5%
Hysteresis	≤ 15%
Function indication	yes
Ambient temperature range	-25...+70°C
Polution Degree	3
Time delay before availability	≤ 10ms

Mechanical Data

Measurements BxHxT or DxT	D4 x 27mm
Housing material	stainless steel
Material of sensing face	POM
Degree of protection	IP67IP
Connection	Cable
Cable type	LifY-11Y-O
Schock: Halfsinus, 30 gn, 11ms	
Vibration: 55 Hz, 1mm Amplitude, 3 x 30 Minutes	

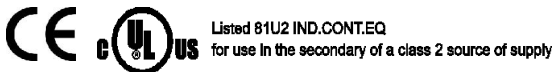
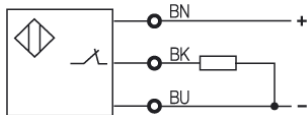
Electrical Data

Current type	DC
Wiring	3-Wire
switching function	normally-closed
Output signal	PNP
Rated operational voltage	24 DCV
Rated operational current	100mA
Supply voltage	10...30 DCV
Ripple	≤ 10%
max. switching frequency	3000Hz
Minimum operational current	0mA
No-load supply current	≤ 10/≤ 3mA
Off-state current	≤ 80µA
Voltage drop	≤ 3.0/-V
Short circuit protection	yes
Protected against polarity reversal	yes

Remarks

Mounting Instructions 825357

PX0706



Utilization categories
 Insulation class

DC 13

Datasheet number:

Definitions see general catalog.
 If not otherwise noted, ratings according to
 IEC 60947-5-2 (DIN EN60947-5-2)

Balluff GmbH
 Schurwaldstrasse 9
 73765 Neuhausen a.d.F.
 Phone (07158) 173-0 Fax (07158) 5010

Datenblatt by CD-ROM - 04/2007

BALLUFF
 sensors worldwide